



2018

Leader's Guide



Mission:

To provide fun experiences that develop character, citizenship, fitness, and family

Goals of the Outdoor Program

The secret to successful program at Tomahawk is following the recipe laid out in the goals of the Outdoor Program. We “mission test” each of our activities to ensure that it meets the following principles so your unit not only has fun but has the opportunity to grow and develop as well.

- **Develop Self Reliance** -- Building the skills and attitudes that help a person believe that he or she can better take care of themselves.
- **Develop Resourcefulness** -- Building the skills and attitudes that help a person believe that he or she can use the things available to them for other purposes
- **Develop Leadership** -- Building the skills that help a person lead others.
- **Understand Democracy** -- Better understanding the form of government, or organization, that includes voting and making choices.
- **Learn Respect for the Environment** -- Learn to appreciate the balance in nature and how to better coexist with the natural world.
- **Learn Wise use of Natural Resources** -- Learn how to take care of the environment
- **Be involved in Participating Citizenship** -- being part of a group by doing your share and helping out with the group tasks.
- **Learning to Accept Responsibility** -- Learning to do the tasks assigned to you and the things you see need to get done.
- **Learn to help others** -- Doing things to help other people
- **Learn Teamwork and Cooperation** – Learning to work together for a common goal and getting along with others.
- **Learn Respect for Others** – To accept and celebrate diversity.
- **Develop High Self-Esteem** – Build the Positive feeling about yourself.
- **Develop Physical, Mental and Emotional Fitness** – Build the body’s strength and health and the mind’s abilities to solve problems and cope with adversities.
- **Grow Spiritually** – To Build the Belief that there is something “Beyond Themselves”.



Table of Contents

TABLE OF CONTENTS	1
LETTER FROM THE CAMP DIRECTOR	2
THE PURPOSE OF TOMAHAWK	3
ADMINISTRATION	
Unit Leadership, Insurance and Policies	4
Camp Policies & Camp Contact Information	5
Health & Safety - Physical Examinations	6
Medications, Ticks and Severe Weather	7
Wildlife at Camp	8
Camperships, All Star Troop, CIT's	9
Summer Camp Management System	10
Check-In/Out, Online Resources	11
Food Service	12
Sample Menu	13
Camp Fees & Charges	14
Equipment and Facilities	15
Trading Post	16
PROGRAM	
Conservation, Leave No Trace & Service	17
Religious Services & Brownsea Program	18
Advancement, Merit Badges & Records	19
Merit Badge Planning	20
Merit Badge Notes	21-23
Segment Recognition	24
Program Planning	25-27
Reservation Wide Activities	28
Knapp-Stout Logging Camp	29
Venturing	30
Work Party	31
Older Scout Programs	32-37
Family Island	38-39
Tomahawk Troop Award	40-41
Opportunities for Adults	42
APPENDIX	
Personal Gear Checklist	43
Swim Classification Procedures	44-45
Campsite Reservation Form 2017	46
ATV Hold-harmless Release Form	47
Directions to Camp	48
Map of Camp	Inside Back Cover
Important Dates Time-Line	Back Cover

INCLUDED SEPARATE IN THE TOMAHAWK FOLDER

Meal Count Sheet	New and Different in 2018	Sub Camp Companion Manual
Bear Policy Manual	Long term Medical Record	Medications Log

**PHOTO COPYING AND DISTRIBUTION OF ANY OF THIS MATERIAL
IS NOT ONLY ALLOWED, IT'S ENCOURAGED!**



Welcome to Tomahawk

A Fantastic Summer Ahead

March 2018

Dear Camp Leaders:

Thank you for choosing Tomahawk Scout Reservation for your summer camp experience! We have some exciting changes to the program and schedule. On behalf of the entire Tomahawk Staff, I welcome you as we celebrate our 65th anniversary. We are eager to provide an excellent experience for every Scout, Venturer, volunteer leader, and visitor who enters through the Tomahawk gates.



Our camp directors have met several times already in preparation for this season. We are working on many improvements for the coming season including merit badge instruction and food service operations. We are working hard to update materials and supplies to ensure quality program.

Troop check-in and check-out will continue to take place at the Welcome Center. While you're there you can enjoy free Wi-Fi and our main trading post. We hope this resource will allow leaders who need to stay in contact with their work place to continue to volunteer their time with their troop.

We have continued to evaluate and push our Tomahawk programs to be the best ever. These are a few of the new things you can look forward to:

- Voyaguer Canoes
- Cow Boy Action Shooting
- Wider Salad Bar Selection
- Welding Merit Badge in Sparks Program
- NOVA Program Expansion
- Cooking Competitions

I want to thank you again for selecting Tomahawk as your summer camp destination. Without the support of volunteer leaders like you the Scouting program would cease to exist. I'm proud to have the opportunity to work on your behalf and deliver a great Scouting program. I look forward to seeing you in a few short months!

Sincerely,

Brian Halloran
Tomahawk Scout Reservation
Reservation Director
651-254-9178
bhalloran@nsbsa.org



Tomahawk Scout Reservation

Your Tool for a Great Scouting Experience

The Goal

Tomahawk Scout Reservation is your tool for a great summer camp Scouting experience, Tomahawk is utilized by units to meet its goals of carrying out the mission of Scouting through the outdoor program environment. Tomahawk is your ultimate camp experience.

Tomahawk holds the values of Scouting in the highest regard and has the ultimate goal of producing young adults that are equipped with character and trained for citizenship. We believe the way to achieve this is through the guidance of passionate adult leadership in a camp environment.

We offer exciting programs, with trained staff, serve great food and strive to help you during the week. But we should never lose track of camp's main objective: to provide the unit the opportunity to develop their youth.

It is our goal that after your Tomahawk experience your unit returns stronger and better prepared to spend the rest of the year producing young adults with character willing to serve their communities better. Our hope is they would continue the Scouting message in that community to shape more responsible youth for the future.

How do you do it?

It starts right now as you're planning for camp. Use the patrol method to have Scouts, by patrol, share their interests in the activities they would like to do at Tomahawk. Use the Patrol Leader's Council to summarize the patrol's interest into a common troop list of the most popular programs. This reinforces the patrol method and gives

them the opportunity for "participating citizenship".

Assist patrol leaders with the coaching necessary to get them ready to lead and represent their patrol. Review the use of duty rosters, how to review information, and cover as

**It's important,
it's meaningful,
and it's FUN.**

much as possible about your trip and camp plans so they will be a source of information to their patrol members.

At Camp, work through your Senior Patrol Leader and Patrol Leader's Council to construct and carry out plans. Troop members usually enjoy activities planned and carried out by youth leaders, with appropriate guidance, to ensure smooth delivery.

By using and reinforcing the patrol method, Scouts will learn responsibility, cooperation and leadership – big parts of citizenship – and your troop will return stronger.

What you can expect?

So what can you expect from Tomahawk? We will take care of the programs so you can focus on helping Scouts achieve all they set out to do.

We will provide you a campsite with water, picnic tables, flagpole, fire ring, latrine and bulletin board.

We will take care of all meals. Your food will be delivered hot to a dining hall, dining shelter or your campsite. If you would like to prepare your own food we will support your unit in that choice as well.

We will have a supporting infrastructure that will provide health personnel, sanitation, and administrative support.

We will have trained camp staff that will:

- Lead merit badge and Brownsea programs
- Lead Programs that require trained or certified instructors such as rifle ranges, climbing towers, Project COPE, or a whole list of aquatics activities.
- Coordinate camp-wide activities that help build a larger camp community like campfires, competitions and religious services.
- Help you develop a schedule that coordinates your unit's use of the camps facilities and activities.
- Help the unit achieve all they anticipated doing.

Now What?

Sounds good? It's important, it's meaningful and it's **FUN**.

Read on in this guide and see all the exciting things to participate in at Tomahawk with your Scouts. This guide will take you, step by step through the things you can do to make it possible to **"...develop young adults of character trained for citizenship."**

**Thank you for your role
in joining us at Tomahawk
Scout Reservation. We will
do our best to make your
week a great Scouting
Experience!**



Administration

Unit Leadership, Insurance, and Policies

Unit Leadership

The person in charge of your unit **must** be at least twenty-one (21) years of age; **there are no exceptions**. In addition, it is the policy of the Boy Scouts of America that, “trips and outings may never be led by only one adult. At least two adult leaders, one of whom must be 21 years or older, are required for all trips and outings with at least one adult having completed BSA Youth Protection training.” The result is more fun for the adults and a better program for the Scouts.

Leadership in camp will not be a problem if you approach it early. Sources of leadership include your regular Scoutmaster, unit committee members, parents, and members of your sponsoring institution. If you are having problems, now is the time to contact your District Camping Chairperson for assistance in locating good leaders. All adults must be youth protection trained

Camper Insurance

It is **absolutely necessary** that your unit be covered by medical and accident insurance while at camp. A copy of your certificate of insurance and necessary information for processing a claim (policy number, certificate number or ID number, and the insurance billing information, including address and a “First Notice of Claim” form, if required) must be on file **before** your troop will be allowed to camp at Tomahawk. This insurance is secondary to a family’s insurance.

Northern Star Council units are covered under the council’s medical and accident insurance policy. If your unit does not have insurance, please contact your local council. A National policy is available at a minimal fee.

Tomahawk Rules & Policies

Although the Scout Oath and Law are the only rules that a Scout camp should need, the following rules and policies have been established to ensure the safety of all Scouts.

Leaders are asked to cooperate in the observance of these simple rules and in the common sense operation of their unit.

For the safety and enjoyment of all units in camp, units unwilling to observe camp rules and policies will be asked to leave. Any questions or comments on these rules and policies can be addressed before camp by calling the Northern Star Council Office at 651-254-9158

1. Scouts will not be allowed to leave camp with someone other than a person designated on their health form under section A. All camp guests, visitors, Scouts and leaders must check in and out at the Welcome Center when arriving to or leaving from camp.
2. Tomahawk’s program is designed and intended for registered Boy Scouts, Venturers and the adult leaders who will be working with them. Other family members or guests may visit the unit campsite with the approval of the Scoutmaster, but if they would like to camp or participate in the program, they must do so through Family Island.
3. No riding outside of a vehicle’s enclosed passenger compartments. This means no rides on trunks, fender, or the backs of trucks or trailers.
4. Seat-belts must be worn at all times.

5. The camp speed limit is 15 m.p.h. Individuals who violate this limit excessively and/or frequently will have their camp driving privileges revoked.
6. The camp aquatics policy follows those stated in Safety Afloat (No. 7368) and Safe Swim Defense (No. 7369). We will follow these for all waterfront usage. A unit may have a unit water front and the use of Tomahawk’s boats and canoes if they comply with the rules of Safety Afloat and Safe Swim Defense. These same policies apply for any personal watercraft beached at Tomahawk. Jet skis are not allowed except in nationally approved programs.
7. When not in use, all fuels (L.P. Gas, boat gas, etc.) Must be kept in locked storage.
8. Scouts are expected to be, and stay, in their campsite after the evening programs end.
9. Leaders are discouraged from smoking around Scouts.
10. The following will not be allowed at Tomahawk:
 - Fireworks of any kind
 - Pets
 - Alcoholic beverages/illegal drugs
 - Flames in tents (*tents must be marked with this warning*)
 - Personal firearms (e.g. rifles, hand guns, bows, sling shots, ammo)
 - Sheath knives/ Fixed Blade knives

Buddy System

Scouts must be instructed to use the buddy system when hiking or exploring around camp and are encouraged to inform their leaders of their plans when leaving their campsite.



Administration

Camp Policies & Camp Contact Information

Adult Bike Guidelines

Many times unit leaders find that they need to be in more than one place at a time we hope that having a bike in camp will help. **Adult can bring a bike to camp.**

Hiking still remains the encouraged method of transportation at Tomahawk. All program areas within a camp can be reached on foot. There for we do not allow youth to bring bikes to camp.

Those leaders who choose to use their own personal mountain bikes to get to the more distant parts of Tomahawk, such as Logging Camp, must agree to follow Tomahawk's bike safety policies. Failure to comply with these regulations will result in the loss of riding privileges.

Bike riders must follow all traffic regulations:

- Only "big tire bikes are allowed. Tomahawks roads will not accommodate narrow-tire bikes.
- Industry-approved helmets MUST be worn at all times.
- Ride on the right side of the road.
- Stop for Stop signs.
- Obey one-way directional signs.
- Ride only on roads or approved trails.
- Do not exceed speed limits.
- Bikes must be parked upright in designated areas or out of normal traffic paths.
- Bikes must be ridden in a responsible manner.

Driving in Camp/Parking

- One car per unit will be given a permit to be parked in an assigned internal parking lot (Chippewa & Sioux Camps).
- All other Scout leader's and staff vehicles will be parked in long-term parking lots for the duration of the week. These lots are located at the entrances of each camp.
- Restricted roads will be for the use of camp and authorized staff vehicles only.
- Traffic in camp is restricted to service vehicles and vehicles with a permit. Please help keep traffic to a minimum.
- Vehicles found in violation must be moved by a leader immediately.
- Visitor Pass Parking MUST be obtained by those checking in at the Welcome Center.
- The placement of troop trailers will be permitted in your site. However, trailers may only be brought in and out on Saturdays.
- RVs must be parked at the Family Island RV area.

MAIL AND PACKAGES

On weekdays, we accept daily deliveries from the USPS, UPS, FedEx and other carrier services. Please remind parents that it can take three days for mail to reach Tomahawk, so write early.

Mail Should be Addressed:

Name
Site Name and Unit Number
Camp Name
Tomahawk Scout Reservation
N1910 Scout Road
Birchwood, WI 54817

For Example:

Johnny Scout
Miami- Troop 1910
Sioux Camp
Tomahawk Scout Reservation
N1910 Scout Road
Birchwood, WI 54817

INTERNET SERVICE

Complimentary wireless Internet is available from 9:00a.m. until 11:00 p.m. daily at Welcome Center.

PHONE & FAX

Tomahawk has two public telephones. One is located at the Welcome Center and the other is in the Central Services Building. Some campsites are over two miles away from either of these phones.

Emergency Phone Messages can be accepted at **715-354-3841**. Callers should be prepared to leave the individual's name, unit number and campsite. Due to distance to campsites and unit schedules, it may take several hours for a message to reach the intended participant. You may also FAX camp at **715-354-3497**

Cellular coverage at Tomahawk varies by carrier but in general AT&T and Verizon have the best coverage. In order to preserve the wilderness character of camp we ask unit leaders to limit cell phone usage and to not allow youth to use phones.



Administration

Health & Safety - Physical Examinations

BSA Health & Medical Records

All youth and adults attending Tomahawk must have a completed Long Term BSA Health and Medical Record on file with the Health Officer.

National BSA policy requires that each participant, regardless of age, uses the same form and has it completed annually by a medical professional. We strongly recommend

Wisconsin State law also requires TSR to keep a copy of every participant's health form for two years.

that a **copy** of all health forms be collected by the unit leader at least two weeks prior to camp, to ensure that all Scouts have a completed form.

Do not send the originals to camp.

The camp physical has provided early detection of potential problems and valuable information needed in case of an emergency. It has helped make camp a safer place.

Medical Services

Minor first aid can be handled by your unit with your unit's first aid kit. Other injuries or illnesses can be referred to the camp staff. Although medical services are available 24 hours a day, please limit non-emergency visits to the Health Officer to those

times in the morning and evening designated for "sick call." In an emergency situation, please have a staff member in your camp help you contact the Health Officer for assistance and relay relevant information.

Parents, or guardians, will be notified of a camper illness or injury if it requires a trip to town.

There is no charge for medical services performed in camp for Scouts and leaders, except for certain medical supplies.

All campers needing services performed in town at the hospital/clinic are required to handle payments through the unit or family insurance policy.

Family Island campers will receive medical treatment only in an emergency situation. Other medical issues will be referred to the local hospital/clinic.



Medications

All non-emergency medications that need to be taken by any Scout at camp must be administered by a designated adult leader. This leader can be an assistant Scoutmaster, Scoutmaster or parent. Emergency medication like an inhaler or Epi-pen should be with the Scout at all times. Tomahawk can store some medications that need refrigeration.

Medications must be in their original container with the camper's name, the name of the medication, dose, frequency and the physician's name. Please send a supply for 8 days, not the whole bottle. The dose and frequency on the bottle will be followed, so please ensure that all bottles convey the correct information.

Medications must be stored in a secure area and out of reach of Scouts. Units must have a lock-box or a system in place to secure medications. If you do not have a way to secure medications in the campsite, Tomahawk can provide you a lock box for purchase. Units are also required to record medications using the provided medication log.

Administration

Ticks & Severe Weather

Deer Tick Advisory

Problems associated with various ticks have been widely reported throughout much of the country including the area surrounding Northern Star Council Camps in Minnesota and Wisconsin. Located below is an information sheet on deer ticks and Lyme disease that we encourage you to share with families of Scouts attending camp.

With proper planning and education, tick problems can be minimized.

Precautions to take while at Scout Camp

All campers should wear a good quality insect repellent when they are in the woods. The most effective repellent to combat ticks is one that contains 30% Deet (or permethrin).

Leaders may wish to bring spray type insect repellent so that it can be sprayed on clothes. Please do not let Scouts use aerosol sprays unsupervised because of potential dangers from misuse including damage to eyes and the flammability of the product.

Review tick information that is available in your leader manuals. Share this information with the Scouts and their Parents as well as the leaders in your unit.

Make "tick checks" part of the daily routine at camp. Scouts should be reminded every day to check for ticks. Having a buddy such as a tentmate assist is a good idea. Regular showers will also help with early detection.

What to do upon returning home

Check for any ticks that may have remained on the body after leaving camp.

Early signs and symptoms appear 3 to 32 days after a tick bite and may include fever, fatigue, headache, aching joints, nausea and often a bulls eye type rash. If any of these symptoms appear, you should see a doctor.

If you see a doctor, make them aware that you were in an area with a high concentration of ticks and Lyme disease.

If tested positive for Lyme Disease or a tick related illness, you will be put on antibiotics and no symptoms should remain or reoccur.

If Lyme disease is not treated when the early symptoms are present, many persons will develop late symptoms of the disease. These may occur weeks to even years after the initial exposure.

If a Scout comes home from camp and finds he has any type of tick related illness, please call 651-254-9150 and give the Scouts name, phone #, unit #, week at camp and

the campsite name. This information can be left on a recorded message if necessary. This information will help the Camping Committee track the occurrences and help in future policy decisions.

Severe Weather

Concrete severe weather shelters are located throughout Tomahawk and emergency procedures are posted on the bulletin boards in each campsite.

We encourage troops to have an eye on the weather, but the Administration Staff consistently monitor weather conditions using information from the National Weather Service and subscription based Weather Defender. In the event of a weather emergency, staff will notify units and direct them to the appropriate locations. Shelters always remain unlocked so that Scouts may utilize the buildings at any time.

A severe weather drill will be done within the first 24 hours of camp.

 Tick Encounter Resource Center *Ixodes scapularis* (Blacklegged ticks or Deer ticks)





Administration

Wildlife at Camp

Tomahawk Wildlife Information & policies.

Tomahawk is home to many different animals native to the Midwest region. White-tailed deer, beaver, raccoon, porcupine, and black bear are commonly seen throughout the summer along with a host of others. They all enrich the outdoor and camping experience which will no doubt create memories of your week at Tomahawk.

However, they are all wild animals and for their protection and all those who attend Tomahawk this summer we require adherence to our wildlife policies. Along with this Camp Leader Guide and Camp Companion you received a Tomahawk Black Bear Education Manual. It is mandatory that all troops, crews, visitors, and staff read and follow the information in this manual. It provides information on campsite precautions when camping

with wildlife, how to act in an encounter with wildlife, and ways to ensure you have a safe week at camp.

The training in the Black Bear Manual is mandatory, *groups will not be allowed past check-in* until we have received a signed copy stating that you have completed the training.

Violation	1st Consequence	2nd Consequence
Baiting	Those involved will be required to leave camp - NO REFUND	
Litter in Campsite or improper disposal of food and smell-ables	Troop will be put on alert and required to clean up site and perform a service project	Troop will be asked to leave with no refund and lose campsite for following year
Improper food or smell-ables storage	Participants involved must correct action and perform a service project	Participants involved with be asked to leave camp with no refund
Food in tent	Participants involved must correct action and perform a service project	Participants involved will be asked to leave camp with no refunds

Bear Boxes

Tomahawk provides a "Bear Box" in each campsite for units to store smell-ables. The "Bear Boxes" are old streetlight electrical boxes that stand about 6 feet tall, 3 feet wide and about two feet deep. It is recommended that each Scout brings a small plastic tote (approx. 6"x5"x9") that they can store personal hygiene items and personal snacks. Please note that while they will keep the large critters out, the "Bear Boxes" will not always keep the small critters out such as mice and insects.

Mosquitoes

Wetlands and other bodies of water which are a breeding ground for Mosquitoes, surround Tomahawk. Tomahawk does treat some areas of camp, but we would encourage units to bring mosquito netting as well as bug spray.





Administration

Camperships, All Star Troop, CIT's

Camperships

Northern Star Council believes every youth should have the opportunity to experience the excitement of camping, and wants to provide the opportunity for registered youth from Northern Star Council to go to Northern Star Council camps. The intent of camperships is to ensure that any Northern Star Council youth with financial difficulties is not denied the opportunity to attend any Northern Star Council camping program.

All youth who receive camperships will be required to provide part of the fee. Camperships can be granted for up to 50% of the camp fee. Forms are available at camping.nsbsa.org under forms / resources

All- Star Troop

Tomahawk offers opportunities for individual Scouts who are unable to attend summer camp with their unit the opportunity of still coming to camp. These Scouts can sign up for our All Star Troop. Scouts from all over the country will form a provisional troop. Members of the All Star Troop have the opportunity to participate in all of the great activities and advancement opportunities that all other troops at Tomahawk have access to.

Tomahawk will provide all the equipment and adult leadership necessary for the troop to function. The All-Star program is offered during three weeks this upcoming summer. Check out the reservation form in the appendix for more information.

Register online at www.camp-tomahawk.org/all-star

Counselor In Training (CIT) Program

Tomahawk prides itself on having a great-dedicated staff and is continually searching for the best to join the Team. The three-week CIT program, for Scouts at least 15 years old, gives Scouts the chance to learn the skills necessary, get some supervised practice and have lots of fun living and working with the staff.

CIT's spend the first week going through orientation and learning the ins and outs of working on camp staff.

Leaders should encourage their older Scouts who show leadership and enjoy working with younger Scouts in your troop to apply for a Counselor in Training position. Three 3-week CIT sessions are available each summer. To request a spot in this program go to www.CampTomahawk.org/CIT



Counselor in Training (CIT) Program Request

Please reserve sometime to complete this CIT survey. There are some questions that may take a few minutes to answer.

* Required

Session Interest

Please rank your preference in session and location

	1st Choice	2nd Choice	3rd Choice
Kiwanis June 16 - July 2	<input type="radio"/>	<input type="radio"/>	<input type="radio"/>
Kiwanis July 7 - July 23	<input type="radio"/>	<input type="radio"/>	<input type="radio"/>

Tomahawk All Star Troop

Register

Event Details



Scouts just like you will be in the All-Star Troop. Scouts will be organized into patrols and do everything a regular Scout troop will do. Special attention will be given to each Scout's interests, especially advancement.

The All-Star troop will have its own full-time Scoutmaster and an Assistant Scoutmaster to help each Scout with scheduling and doing their programs. The All Star Troop is also utilized by Scouts wishing to stay an additional week beyond their own Troop's stay at Tomahawk.



Administration

Summer Camp Management System (SCMS)

Troops must submit pre-planning information by June 1. This can be done online using our Summer Camp Management System. The contact listed on your unit's reservation form will have a user name and password to access the system, nsbsa.org/scms.

The unit program and equipment planning materials consists of the following components. Each piece is critical in helping us prepare for your arrival at Tomahawk.

- **Unit Roster** The unit roster should be entered online, it should contain a listing of every youth and adult leader participant that will be staying at camp.
- **Merit Badges** All merit badges require Scouts to be signed up prior to the start of camp. The only way a Scout can be enrolled in a merit badge is if he is on the unit roster. Some merit badges have age requirements in order to ensure that Scouts have better understanding and an appropriate class size.
- **Older Scout Programs** All older Scout program sign-up are located under "Prepare for Camp" on SCMS.
- **Equipment & Requests** Should be entered at least two weeks before camp it is critical in providing for your needs prior to your arrival. It tells us how many tents, cots, and tarps our rangers should place at your site. You will also enter your unit's food service choice (Limited-service / Full-service).

Above is the log in page for SCMS, you can establish multiple users once logged in. Below is the page where you can input your roster, request equipment, select your food option, as well as sign Scouts up for merit badges.

If you need your password reset in SCMS please contact kburbank@nsbsa.org.



Administration

Check-In/Out, Online Resources

Check-In:

When: Saturday, 1:00 - 3:00p.m.

- If it is not possible to check-in during this time, please contact camp.
- **Please do not arrive before the check-in time as the staff will not be ready to check units in before 1:00 p.m.**

Where: Welcome Center

- The leader who is designated to handle registration should stop at the welcome center to check in. The rest of the Unit can proceed to their campsite.
- It is very important that you stop at the Welcome Center to check in. Your unit will not receive food or be able to select programs for the week until you are completely checked in.

The following happens during check-in:

- Verify unit roster
- Review Scout Program Roster
- Turn in food counts
- Verify all paperwork has been submitted and signed
- Go over any other needs with the Admin staff.

The following will take place at your camp site

- Meet your Commissioner
- Medical Recheck
- Review unit program schedule

You can expect to do the following on Saturday:

- Set up your site
- Campwide Orientation
- Severe Weather Drill
- Attend Adult Leader Roundtable



Check Out

Make sure to have a blank check to pay your final bill

Saturday 8:00 a.m. to 10:00 a.m.

- If you need to check out early let your commissioner know at least a day in advance.

What to expect

- First get checked out of your campsite by your unit Commissioner. That time will be set at the Roundtable on Thursday.
- Send a leader to the Welcome Center to review final bill and ensure indentals are covered.
- Credit Cards are not accepted at check out in order to keep our costs low.

Online Resources

The sites below contain information for planning and following your camp experience

camptomahawk.org

Includes: Forms, resources, updates and general information

nsbsa.org/scms

Includes: reservations confirmation, payment history, camp contact information, merit badge class sign up, equipment request forms and other billing information.

facebook.com/camptomahawk

Includes: updates, photos, video and daily accounts of camp





Administration

Food Service

Dining Options

Food for the entire camp is cooked at the Central Services Building and then transported to the meal sites.

- Chippewa - food is served in the Chippewa Dining Hall family style by table.
- Sioux - food is served in heater stacks delivered to your campsite.
- White Pine - food is served family style by table to the dining shelters.

Food Service Plans

Supplies provided at each camp:

Chippewa- plates, cups, knives, forks, spoons, bowls, serving bowls, serving spoons, salt, pepper, etc.

Sioux- Troops should supply their own mess kits, and serving utensils

White Pine- plates, cups, knives, forks, spoons, bowls, serving bowls, serving spoons, salt, pepper, etc.

*There will be PB&J and fruit available at each meal

Limited Service- Units can bring their own food to cook in their campsite. Bread and Milk can be purchased from the food service truck.

Still Hungry?

Breakfast cereal is available in all sub camps during breakfast. There are supplies to make peanut-butter and Jelly sandwiches any time of day. Additionally, fruit is always available. Sioux camp can request more peanut butter, jelly, drink mix and cereal at the Commissary located adjacent to the trading post.

Meal Counts

Troops will be asked at check-in to provide a meal by meal count of the number of Scouts and leaders eating with their unit. Food deliveries and troop fee charges are based on these numbers.

Visitor Meals

Any additional meals requested must be submitted in writing by lunch on the previous day to ensure an adequate supply of food and for billing purposes. Be sure to include any guests that might be joining you for a meal. They should be included on your food count form too.

Meal Change Requests

If you would like to change the amount of meals sent to your campsite or need to transfer your meals to Logging camp discuss with your Commissioner.

Dietary Needs

Proper notification is requested, preferable two weeks in advance. We have developed alternate menus to meet the needs of Vegetarians, Lactose free, Gluten free as well as Religious requirements.

We do operate a nut free kitchen, however, we do serve peanut butter as well as some individually wrapped granola bars that may contain nuts as well.

If you have any other questions regarding food service contact the Food Service Manager at foodservice@camptomahawk.org or call 715-354-3841 and ask for the Food Service Manager. June - August

Wednesday Food

Wednesday is the cooks day off and a great opportunity to cook as a unit. Breakfast will be pancakes, link sausage, and fruit. Supper is steak, potatoes, carrots, onions and cobbler mix. Please come prepared to cook, serve, and clean up in your campsite on Wednesday.

Scouts should bring own mess kits





Administration

Sample Camp Menu

We have provided a sample menu for your units stay at Tomahawk. Each summer the menu is reviewed and certified by a registered dietitian. Please note that this menu is not final, an updated menu will be posted to our website at the beginning of June on camptomahawk.org/resources under food service.

Day	Meal	Menu Items
Saturday	Dinner	Pasta, Salad, Dressing, Fruit Cocktail, Milk, Dessert
Sunday	Breakfast	Biscuits and Gravy*, Fresh Fruit, Dry Cereal, Milk, Juice
	Lunch	Chicken Sandwich*, French Fries, Fruit Cocktail, Milk
	Dinner	Meatloaf & Gravy*, Mixed Veggies, Brownies, Milk
Monday	Breakfast	Bacon and Egg Sandwich*, Potatoes, Fresh Fruit, Dry Cereal, Milk, Juice
	Lunch	Taco Casserole*, Tortilla Chips, Fresh Fruit,
	Dinner	Roasted Pork Loin*, Cream Corn, Peach Cobbler, Milk
Tuesday	Breakfast	French Toast, Bacon, Fresh Fruit, Cereal, Milk, Juice
	Lunch	Corn Dogs*, Potato Salad, Fresh Fruit, Milk
	Dinner	Bow-tie Pasta with meat sauce*, Garlic Bread, Chocolate Pudding, Milk
Wednesday (Cook in Campsite)	Breakfast	Pancakes, Eggs, Syrup, Sausage*, Fresh Fruit, Cereal, Milk, Juice
	Lunch	Double Cheese Burger*, Chips, Baked Beans, Cookie, Kool-aid, Milk
	Dinner	Steak*, Baked Potato, Carrots, Onions, Apple Bake, Milk
Thursday	Breakfast	Egg Bake*, Fruit, Milk, Juice
	Lunch	Pizza Boats, Apple Sauce, Milk
	Dinner	Pot Roast w/ gravy*, Mashed Potatoes, Carrots, Pudding, Milk
Friday	Breakfast	Sausage and Egg Sandwich*, Fresh Fruit, Milk, Juice
	Lunch	Pulled Pork Hoagie, Pasta Salad, fruit, Milk
	Dinner	House Make Chicken Pot Pie*, Peas and Carrots, Apple Brown Betty, Milk
Saturday	Breakfast	Bagel & Cream Cheese, Yogurt, Fresh Fruit, Juice

There will PB&J and fruit available at each meal.

*Asterisk items indicate substitutions are available to meet dietary restrictions.



Administration

Camp Fees & Charges

Tomahawk has two different fee options for Units.

Full Service - Food Provided

- \$302.00* per Scout if \$25 deposit submitted by April 15th and Full payment is received by June 1st.
- \$312.00* per Scout if \$25 deposit submitted after April 15th and Full payment is received after June 1st.
- \$128.00* per Adult Leader (no deposit and no fee for registering adults after June 1st)
-

*Fee Includes \$2 Wisconsin Food Tax.

Limited Service - Food Not Provided

- \$252.00* per Scout if \$25 deposit submitted by April 15th and Full payment is received by June 1st.
- \$262.00* per Scout if \$25 deposit submitted after April 15th and Full payment is received after June 1st.
- \$76.00* per Adult Leader (no deposit and no fee for registering adults after June 1st)
-

*Fee Includes \$2 Wisconsin Food Tax.

Methods of Payment

Any purchases made at a Trading Post at the time of sale may be paid for with Cash, Visa, Master Card or Check. In order to keep our fees down we do not accept credit cards when paying your units final bill. ***Each Unit is required to have a blank check brought with them to camp to pay their bill at the end of the week.***

Older Scout Programs

- Trails/Trek/Aquatics \$50 additional
 - Ranch Hands \$75 additional
 - Explore/News Team/STEM NOVA \$25 additional
- Reservations submitted April 1-14 will be sorted by camper age, then rank to determine placement. Scouts that do not attend their program without 2 weeks prior notice will be charged the fee of the program they were accepted into. Reservations are first come first serve after April 15th.

*Older Scout Programs have limited spaces, demand is high. Please see camptomahawk.org for details.

Campsite Reservations

\$100.00 non-refundable campsite deposit made at the time of reservation

Youth Deposits

\$25.00 per Scout deposit (non-refundable) due on or before April 15th

Full Payment due June 1st

Balance of all remaining fees due upon check out

Reservation forms are available at camptomahawk.org

Program Charges

Tomahawk offers some programs that require an extra charge.

- ATV One Day Program \$25 per rider
- Disc Golf (Deposit per disc) \$1.00
- Horse Trail Ride \$20
- Extended Horse Ride \$30
- Tie-Dye \$8 per shirt

Merit Badge Charges

Some merit badges offered at Tomahawk have extra fees and supplies that are required. Supplies will be available at the first class session and fees will be charged to unit account. It is the responsibility of the unit leader to collect for those charges.

Any Merit Badge that has a flat fee associated with it will be charged directly to the unit account.



Administration

Equipment & Facilities

Equipment from Tomahawk can be checked out free of charge.

Equipment available at all Troop Campsites:

- Picnic Tables
- Drinking water
- Flag Pole
- Dining Tarps
- Bulletin Board
- Latrine
- Fire Grate
- Bear Box for smell-ables (not mouse proof)

Campsite Equipment available:

- 2 person canvas wall tents
- Canvas cots
- Dining tarps

To request this equipment please fill out the equipment request form online in SCMS at least two weeks prior to camp

Program Equipment available:

- Map & Compass gear, saws, axes, shovels, rakes, & wheel barrows (Scout Craft)
- Fishing rods & tackle boxes. (Beach)
- Any other equipment check with your Commissioner or Camp Director.

Coolers and Ice

Troops that will be storing food in camp should plan to bring coolers that can be kept secure in their campsite, vehicle or bear box. Ice is available for purchase from the Trading Post. Sioux troops utilizing camp food service will be provided one bag of ice free per unit per day. This is to store the provided condiments: milk, butter, peanut butter & jelly. Additional bags are available for sale.

Suggested Troop Provided Equipment:

- **Lockable Box for Medication (Required)**
- Cooking Equipment
- Merit Badge Cards
- Troop First Aid Kit
- Ball of Twine
- Lantern
- U.S. Flag
- Troop Flag
- Patrol Flags
- Props for campfire skits
- Axes & Saws
- AM/FM Radio

Suggested Scoutmaster Equipment

- Alarm Clock
- Advancement Records
- Scout Master Handbook
- Scout Handbook
- Cell Phone
- Weather Radio
- Bicycle + Helmet
- Scout Parent Contact Information

Facility Information

- **Showers** - Located in all sub camps, separate for youth, Adult Male, Adult Female and Staff
- **Laundry** - There is not a laundry service available to campers, nearby towns have laundromats.
- **Electricity**- If you need to charge a battery pack or other electronic devices there are outlets available in the program buildings as well as the Welcome Center. Please check with your Commissioner for details.



Administration

Trading Post

Trading Posts

Tomahawk has five camp trading posts on the property. There is a trading post conveniently available in each sub camp as well as a camp wide trading post available at the Welcome Center. The average amount spent per camper last summer was around \$40. The trading posts are a great way for Scouts to learn to manage their money and make it last the whole week. We offer apparel, patches, snacks, beverages and camping supplies. Below are a few items offered.

Merit Badge Supplies		Apparel		Supplies & other	
Merit Badges	\$2.50	Camp Hats	\$10-\$15	Flashlights	\$5-\$25
Wood Carving Blocks	\$1.00	Camp Shirts	\$10-\$20	Knives	\$10-25
Wood Carving Slides	\$2.50	Camp Mugs	\$5-\$20	Camping Equipment	\$2-\$100
Leather lace for Lanyards	\$0.50	Camp Sweatshirts	\$30-\$50	Batteries	\$1-\$5
Knife Pouch Kit	\$8.00	Camp Jackets	\$50-\$80	Bug Spray / Sunscreen	\$4-\$7
Badges		Refreshment		Books	
Camp Patch	\$2.00	Candy and Snacks	\$1-\$2	Scout Handbooks	\$9.50
Segments	\$0.50-\$1	Soda and Sports Drinks	\$2	Merit Badge Pamphlets	\$5.00
Program Patches	\$1-2	Ice Cream	\$1-\$2.50	Scoutmaster Handbooks	\$13.00

How Badge Sales work:

- Badge order forms will be available in the Trading Post all week and will be distributed early in the week.
- This form is not an exact order. You will return some patches. This is an optimistic guess.
- The badge order form must be handed in at the Thursday morning roundtable to guarantee your order will be ready for pick up by 2pm on Friday afternoon. A completed advancement report will be needed for the corresponding merit badges and rank advancements upon pick up of your order in your sub-camp trading post.
- If you are a Northern Star Unit and made your FOS Goal, eligible purchases will be credited.
- The order will be charged to your unit account. The order will then be reflected on your final bill, which will be paid Saturday morning at check out.
- If you need to make any corrections you may do so on Friday afternoon or Saturday morning at check out.
- Badge returns are accepted at your sub camp Trading Posts.

Unit Trading Post Charges

Scoutmasters and assistant Scoutmasters may charge items to their unit's account. Any trading post charges made on your unit account will be added to the bill at check out.

If you do not want to charge something to your unit account we accept cash, credit or check.





Program

Conservation, LNT & Service

Leave no Trace

Tomahawk Scout Reservation has been used and enjoyed by Scouts for many years. This year, over 9,000 Scouts, Webelos, and leaders will pass through the camp gates. This amount of traffic can have a negative impact on the soil, forest, and wildlife. As caretakers of this property, we ask that you be aware of your impact on the land so future generations can enjoy our camp.

Upon arrival at your campsite, hike the entire site before setting up camp. Select patrol sites that have not been used the previous week. Your camp commissioner may have closed a patrol site for conservation. Please do not camp in patrol sites closed for conservation.

Campfires:

Conserve firewood by using small fires or troop-supplied gas stoves under adult supervision. Large campfires are a waste of resources and a camping practice that creates relationship problems when Scouts repeat the practice in State and National Parks. Never leave a fire unattended.

**Wisconsin State law
Prohibits transporting
firewood into camp.**



Litter:

Please dispose of all litter in the proper manner. Tomahawk will recycle aluminum cans, glass, plastic, cardboard and must pay for garbage removal. It is everybody's job to keep Tomahawk litter-free.

Campsite Improvements:

Any permanent improvement to your campsite must be approved by the Reservation Director or Camp Ranger. No permanent benches, platforms, docks or other structures may be built without advance approval. Please keep Tomahawk rustic!

In-Camp Conservation & Service:

Because the individual sub-camps see the most use, they have the greatest need for conservation and service projects. See your Ecology Director for assistance in setting up individual or patrol projects within your sub-camp. Ecology staff will have already identified projects of this nature, some of these projects may be on-going and supplies will be ready for you to begin. Some examples of possible projects are:

- Erosion control, retaining walls, re-seeding, tree transplanting, etc.
- Trail marking or rebuilding
- Wildlife habitat improvements, building bird houses, and feeders
- Beach restoration
- Recycling & litter removal
- Approved projects within your campsite
- Projects within various program areas



Looking For a Project

There are many things that your unit can do to help camp in maintaining buildings and campsites. If you go to www.CampTomahawk.org/Service you will find a list of camp needs. This should be done before camp to insure our maintenance staff have time to prepare your project. Projects include painting buildings, fixing benches, replacing flag poles, building fences, replacing stairs and much more.

Order of the Arrow:

One of the requirements for the Order of the Arrow segment is to participate in an approved OA service project while you are at camp. See the Ecology staff to find out how you can participate. Several possible projects will have already been identified for you to choose from. Be sure to have one

of the Ecology staff members sign off that you have participated.

OA Ceremony Call-Out Requirements

Troops from other Councils can have their participants named at the call-out Ceremonies if they email the list to info@camptomahawk.org. Lodge rules prohibit Tomahawk staff from conducting elections.

A special call-out ceremony will be held on Sunday night after the opening campfire.





Program

Bus Services, Religious Services & Brownsea Program

Bus Services

Some of the Tomahawk programs take place outside of the sub-camps. For Scouts in Programs such as Trails, STEM NOVA, Explore, Sparks and News Team bus transportation will be provided to pick participants up from their sub-camp and delivered to their program. Many of these programs take place at the Welcome Center. The Treks and Aquatic programs will be picked up by van and should not get on the bus.

Adult leaders can ride to access the Welcome Center, Trading Post and free WiFi.

Look for the bus stop in your sub-camp. They are centrally located and posted pick up and drop off times. The bus is not for Logging Camp transportation and will not stop there, please hike.

BROWNSEA

What

Brownsea, a program for new Scouts and leaders, focuses on requirements for advancement to the Tenderfoot, Second Class and First Class ranks. Brownsea Scouts will work on Leatherwork MB and Swimming or Nature MB..

Who

Please plan to provide at least one adult leader to work with your Brownsea patrol.

When

Brownsea takes place in the morning. Please refer to your sub-camp companion manual for specific location and program start times.

Topics will include knots and lashing, fire-building, plant and animal identification, flag raising, knife sharpening, first aid, and how to prepare for outpost.

Extras

There will be opportunities for scouts to earn second class requirement 3b if they join the Brownsea staff on a hike to Logging Camp. These hikes will take place in the afternoons or evenings. Register your unit through your commissioner or camp director.

If there are additional requirements you would like to have covered with your scouts, there will be evenings in each of the areas where the Brownsea staff will cover extra requirements.



Religious Services Offered at Camp

Each Sub-Camp offers a interfaith chapel service.

There is a Protest Service offered on Sunday afternoon in Chippewa Camp at the Protestant Chapel.

There is a Catholic Mass offered on Sunday afternoon in Chippewa Camp at the campfire ring. Bus transportation is offered for White Pine units.

There will be a free will offering at all services. All offerings collected are used by the Religious Advisory Committees on Scouting to provide the chaplaincy services at camp. We appreciate your generous support.

Religious Awards

Speak with the chaplain about earning a religious award in your denomination.

Religious Service Projects:

One of the requirements for the Reverent segment is to participate in a Chaplain-approved service project while you are at camp. Speak with the camp chaplain to find out how you can participate.

Chaplain Support

1. Counseling in cases of needed pastoral care such as bereavement, homesickness, mending & relationships to name a few.
2. Conduct campsite prayer services
3. Provide assistance with your faith needs.
4. Give spiritual talks to small groups
5. Inform unit leaders of the requirements for troop religious awards.

Contact A Chaplain:

1. Making arrangements directly with them following the weekend services.
2. Communication through the camp message service via radio.



- **LEARNING** - no better place for this than at camp
- **EXAMINATION** - conducted by the unit leaders and staff.
- **REVIEW** - our staff can assist you in securing help for a board of review.
- **RECOGNITION** - If possible, plan to conduct a court of honor in camp. Scout, Tenderfoot, Second Class, First Class, Star, and Life badges, as well as merit badges, segments, and specialty badges are available for purchase through your Trading Post.
- **RECORDED** - turn in advancement records to your Trading Post.

To achieve successful merit badge program, Scouts must begin prior to camp. Advanced planning will create a more effective merit badge program in your unit. Please note that we cannot make any substitution for merit badge requirements. Merit badges at camp are primarily limited to those outdoor subjects best learned at camp. Qualified camp counselors have been certified as merit badge counselors on specific topics. The unit leader's signature on the merit badge application (a portion of the merit badge card) indicates that the Scout has reviewed the requirements and is qualified to begin work on the badge.

- 2-3 merit badges at camp is a challenging goal for most Scouts.
- NOTE: Registering for numerous merit badges may deprive a Scout of the opportunity to participate in

- Some merit badges require work beyond what can be completed at camp. These are referred to as “Start a Badge”. Most work will be completed at camp and the rest of the requirements will have to be reviewed with a counselor after camp.
- Many merit badges require hours of independent work in addition to time spent with the merit badge counselor.

Be sure that each Scout has received written proof of all advancement completed before leaving camp. This especially applies to those who have completed part of the requirements for a merit badge.

Merit Badge classes utilize the entire scheduled time. Attendance is important. Scouts must be willing to make a commitment for the entire scheduled class. If a Scout knows he will miss a merit badge class, he must inform the merit badge counselor prior to the absence to help ensure completion.

The Tomahawk Trading Posts stock and sell merit badges for those badges taught at camp.

Leaders must provide an Advancement Report in order to purchase merit badges or rank advancements at the time of pick up. .

Bring a completed merit badge card for each badge a Scout plans to take. They will need these the first day of class.

Tomahawk Scout Reservation - 2018 Leaders Guide Page 19



Program

Merit Badge and Program Notes

Program	Location	Grade in the Fall	Prerequisites	Requirements not Earned
Apostle Islands	Bus Stop (Van)	9th	Swimmer Level	
Archery	Sub Camps	7th		
Astronomy	Sub Camps	6th		
Basketry	Sub Camps	6th		
Bird Study	Sub Camps	6th		
Brownsea	Sub Camps	6th		
Camping	Sub Camps	7th	9a	
Canoeing	Sub Camps	6th	Swimmer	
Chess	Sub Camps	6th		
Climbing	Sub Camps	7th		
Cooking	Sub Camps	9th		
Emergency Prep	Sub Camps	8th	First Aid MB, 8b	Req. 2c, 6c,
Environmental Science	Sub Camps	6th		
Explore (Afternoon)	Bus Stop (Bus)	8th		
Explore (Morning)	Bus Stop (Bus)	8th		
Fingerprinting	Sub Camps	6th	Ecology	
First Aid	Sub Camps	7th	First Class, 5	
Fish & Wildlife	Sub Camps	6th		
Fishing	Sub Camps	6th		
Forestry	Sub Camps	6th		
Geocaching	Sub Camps	6th		
Geology	Sub Camps	6th		
HA Aquatics	Bus Stop (Van)	9th		
HA Trails	Bus Stop (Van)	(14 yr old)		



Program

Merit Badge and Program Notes

Cost	Extra Commitments	Notes	Last Requirement Revision
\$500 per person		Scouts will spend 5 days on the water and 4 nights on the islands. Will be off property from Sunday-Thursday (Sign up is not in SCMS, but through another portal)	
\$3.75	Req 5		2016
	Req 4, 6, 8	Will have to attend star party and make moon charts.	2018
\$12.00		Independent Study	2015
		independent Study	2013
		Will also work on Leatherwork Merit Badge and Swimming or Nature Merit Badges.	
	9b	Will go on an Outpost Hike/Campout Thursday night	2018
		Must be a Swimmer	2018
	Req 6	Must attend Chess Tournament	2013
	Req 10,11	Will need to attend open climb	2017
\$20.00	Cooking Hike	Scouts will need to cook in their campsite on Wednesday to complete requirements.	2017
			2018
	Req 1, 5, 6	Requires out of class work time	2016
\$25.00			
\$25.00			
		Troop Activity	2004
			2018
	6a	Will need to Observe and Record 25 species of wildlife	2017
	9, 10	Bring a fishing pole	2017
	Req 1	Will prepare a field guide	2017
	Req 9	Will need to set up a geohunt	2010
		Scouts will complete the 5c option. Scouts will need to collect and ID various types of Rocks and Minerals	2006
\$50.00		Whitewater, Kayaking, and Sailing Merit Badges can be earned.	
\$50.00		Cycling MB can be earned	



Program

Merit Badge and Program Notes

Merit Badge	Location	Entering Grade in the Fall	Prerequisites	Requirements not Earned
HA Treks	Bus Stop (Van) *	9th		
Kayaking	Sub Camps	8th	Swimmer Level	
Leatherwork	Sub Camps	6th		
Lifesaving	Sub Camps	8th	Swimmer Level	
Mammal Study	Sub Camps	6th		
Nature	Sub Camps	6th		
News Team	Bus Stop (Bus) *	8th		
STEM NOVA Morning	Bus Stop (Bus) *	8th		
STEM NOVA Afternoon	Bus Stop (Bus) *	8th		
Orienteering	Sub Camps	6th		
Personal Fitness	Sub Camps	6th	Req 1b	Req 8
Pioneering	Sub Camps	6th		
Ranch Hands	Sub Camps	8th		
Reptile & Amphibian Study	Sub Camps	6th		Req 8.
Rifle Shooting	Sub Camps	7th		
Rowing	Sub Camps	6th	Swimmer Level	
Salesmanship	Sub Camps	6th	Req. 5	
Sparks Program	Bust Stop (Bus) *	8th		
Shotgun Shooting	Sub Camps	8th		
Small Boat Sailing	Sub Camps	8th	Swimmer Level	
Soil & Water Conservation	Sub Camps	6th		
Space Exploration	Sub Camps	8th		
Swimming	Sub Camps	6th	Swimmer Level	
Weather	Sub Camps	6th		
Wilderness Survival	Sub Camps	7th	Req. 5	



Program

Merit Badge and Program Notes

Cost	Extra Commitments	Notes	Last Requirement Revision
\$50.00			
			2012
\$5.00		Independent or Brownsea	2017
		Must be able to strongly swim for 400 yards.	2017
		Independent Study	2015
			2018
\$25.00		Photo taking, Filming, and Editing	
\$25.00		Robotics and Programming Merit Badges, Shoot and Start your Engine Nova Awards can be earned.	
\$25.00		Digital Technology and Electronics Merit Badges, and Designed to Crunch and Whoosh Nova Awards can be earned.	
	Req. 7, 8, 9, 10		2013
			2018
	Req 10		2013
\$75.00		Overnight Outpost	
	Req. 9	Independent Study	2006
Ammo	Shooting Time	\$2.00 Minimum Ammo Cost, Scouts need to come to open shoots to complete shooting requirements	2017
			2014
			2017
\$50.00		Welding and Metal Work Merit Badges	
Ammo	Shooting Time	\$10.00-\$25.00 Ammo Cost, Scouts will need to come to open shoots to complete shooting requirements.	2013
			2017
		Independent Study	2017
\$15.00		Friday Launch	2014
			2014
			2018
	Req. 8	Must go on Overnight	2018



Program Segment Recognition

Segment Program

The Tomahawk segment program is designed to encourage Scouts to participate in a variety of activities at camp. Below are the suggested requirements for each segment. It is up to the unit leaders discretion if a Scout has earned a segment. The segments can then be worn around the Tomahawk camp patch received each at camp. We suggest displaying segments on the back of your Scout sash.

Emblem	Segment	Description
	All Star Segment	Participate in the All Star Program
	4th of July	Be there for the 4th of July Parade
	Bison	Visit the Bison Ranch
	Birthday	Have your birthday at camp!
	Bus	Hop aboard the Tomahawk bus service
	Canoeing	Go canoeing, demonstrate the j-stroke, paddle in the bow and stern of the boat
	Camp Cup	Win the Camp Cup!
	Closing Campfire	Participate in a skit at Closing Campfire
	Clasped Hands	Complete a service or conservation project recommended by the ecology staff
	Compass	Hike trails of Tomahawk using a map and compass.
	Disc Golf	Play our exciting disc golf course near the welcome center
	Driving Range	Try your hand at the driving range during evening program.
	Fire Tower	Climb the Phillippo Fire Tower
	Fish	Go fishing; catch and clean at least one fish
	Footprint	Hike at least 5 miles of Tomahawk's extensive trail system
	Geo-cache	Find three of the Tomahawk geocaches using a GPS device

Emblem	Segment	Description
	Horse Corral	Go on a trail ride
	Leave no Trace	Attend a Leave No Trace awareness workshop. Visit Ecology for details.
	Logging Camp	Visit the Knapp-Stout Logging Camp Program
	Mega Tower	Climb to the top of the 60' Mega-Tower located near the Welcome Center
	Mountain Biking	Ride the Tomahawk Mountain Biking Trail
	Order of the Arrow	Be an OA Member and participate in an approved OA service Project
	Polar Bear Swim	Attend and participate in the Polar Bear Swim.
	Race Flags	Friday Games- Participate in your sub-camps Friday Games and activities and Beach Bash .
	Reverent	Attend Chapel Service and complete a chaplain approved service project.
	Root Beer 5k	Participate in the Root beer 5K
	Sailing	Go sailing in one of the Big Boats or go sailing on one of camps many small sail boats
	Star Party	Participate in Star Party and learn about at least three constellations
	Storm Shelter	Visit the Storm Shelter during severe weather
	Target	Shoot at the Rifle or Shotgun and Archery Ranges
	Tepee	Become a Tomahawk Troop. See the requirements in the Leader's Guide
	Tree	Do an approved conservation project and complete an Ecology Merit Badge



Program Schedule Structure

Unit Activity Time

Time participating in activities such as unit archery shoot or climb are important to building a strong unit. **At Tomahawk your unit will be able to request times at our program areas.** This reduces waiting in lines and being able to share in experiences as a unit.

Balanced Program

A typical day at Tomahawk is broken into three parts: Advancement (morning), Unit Activity Time (afternoon), and Open Program Time (evening). This balanced program is important to building strong units and provide a variety of activities to Scouts.

Saturday - Saturday Program

Tomahawk is one day longer than most camps. We have an extra day of program to spend doing activities with your unit; free from advancement. .

	Morning	Afternoon	Evening
Saturday		<ul style="list-style-type: none"> Check-in Campsite setup Swim Checksp 	<ul style="list-style-type: none"> Camp Tour Leader meeting
Sunday	<ul style="list-style-type: none"> MB Block A and C 	Unit Activities Demos (Beach, Tower, shooting)	Chapel Opening Campfire
Monday	<ul style="list-style-type: none"> MB Block B and D Brownsea 	Unit Activities	Open Program Areas
Tuesday	<ul style="list-style-type: none"> MB Block A and C Brownsea 	Unit Activities	Open Program Areas
Wednesday	<ul style="list-style-type: none"> MB Block B and D Brownsea 	Unit Activities	Open Program Areas
Thursday	<ul style="list-style-type: none"> MB Block A and C Brownsea 	Unit Activities	Open Program Areas
Friday	<ul style="list-style-type: none"> Unit Activities Badge Sales 	<ul style="list-style-type: none"> Campwide Games Beach Bash 	<ul style="list-style-type: none"> Unit Court of Honor Closing Campfire
Saturday	<ul style="list-style-type: none"> Pack up camp Check out 		



Program Unit Activities

➤ Climbing Tower	See if your entire troop can get to the top of the climbing tower. Please send one adult to
➤ Conservation Project	Make your mark at Tomahawk by making it a better place. Fulfills requirements for rank advancement.
➤ Archery & Tomahawks	Test your skills at the archery/tomahawk throwing range. Shooting is FREE!
➤ .22 Rifle	Every Scout gets two free times through the rifle range. \$0.50 per ten shots after that.
➤ Big Boat Sail	Cruise around Long Lake in camp's largest sail boat. Sit back and relax while an aquatics staff captains and teaches you a bit about sailing. Only 6 total per troop (scouts and leaders)
➤ Horse Corral	Scouts will be able to experience Tomahawk in a whole new way by traveling on horseback through the country side of Tomahawk. Rodeo option provides shorter rides, but can accommodate more people.
➤ Shotgun	Really make a bang at camp at the shotgun range. \$1.25 for three shots. Shots can be charged to troop account.
➤ Logging Camp	Go back in time at the Knapp-Stout Logging Camp. You can hike, drive or canoe there. You can even have a meal sent there. Spend the night in the log cabin bunkhouse or tents. Participate in spar-pole climbing, spring board traverse, blacksmithing, branding, and a large variety of axe yard games.
➤ Low COPE	As our COPE program has taken a new form, your troop can build teamwork and leadership skills with our Low COPE & Initiative Games led by the COPE staff.
➤ Finger Printing MB	Take Finger Printing Merit Badge as a unit in this 1 hour block and learn about forensics. Bring your merit badge cards.
➤ War Canoe	Take out our new War Canoes and paddle around the lake.

Troop Guided Programs (no staff supervision)

➤ Bison Visit*	Visit our Bison farm and see the majestic beasts up close and personal.
➤ Troop Canoe	Take your troop canoeing. Set your destination and have a blast. This activity is unstaffed.
➤ Troop Sauna	Reserve the sauna for your troop and have a rejuvenating night after the long days at camp. Remember, bring your own firewood.
➤ Geocaching	With caches hidden all over, this is a great opportunity for you to test out your skills with the GPS units. Check a unit out from your commissioner.
➤ Fire Tower*	Go on a hike or a drive to the Fire Tower for a panoramic view of Tomahawk Scout Reservation.
➤ Disk Golf*	If you'd like to try out the Tomahawk Scout Reservation Disc Golf Course. Located at the Welcome Center. Troops drive themselves. Disc are available to check out.



Program Unit Activities

Please complete with Unit ahead of time and submit online on SCMS in Prepare for Camp

Please rank these 1 to 17 with 1 being the activity your unit is most interested in.

☐

Climbing Tower

☐

.22 Rifle

☐

Archery

☐

Conservation Project

☐

Tomahawk Throwing

☐

22' Big Boat Sail (6 people max)

☐

Shotgun (\$1.25 for 3 shots)

☐

Fingerprinting Merit Badge

☐

Troop Sauna

☐

Low COPE & Initiative Games

☐

Disc Golf

☐

Visit the Bison

☐

War Canoe

☐

Fire Tower

☐

Horse Corral

☐

Geocaching

☐ Trail Ride \$20/person Up to 8 riders in White Pine
Up to 12 riders in Chip/Sioux

☐ Ring Ride \$10/person Up to 16 riders in White Pine
Up to 24 riders in Chip/Sioux

☐ Extended Ride \$30/person Up to 8 riders in White Pine
Up to 12 riders in Chip/Sioux

How many riders will you have? _____

☐

Logging Camp

Check all the interest you:

☐ Afternoon (Brownsea Hike)

☐ Overnight

Troop Competitions

☐ Water Polo (at least 6 per team)

☐ Volleyball (6 per team)



Program

Reservation Wide Activities

Units are able to do self guided hikes throughout the camp. Explore all the wonders and sightseeing opportunities camp has to offer.



Bison Ranch

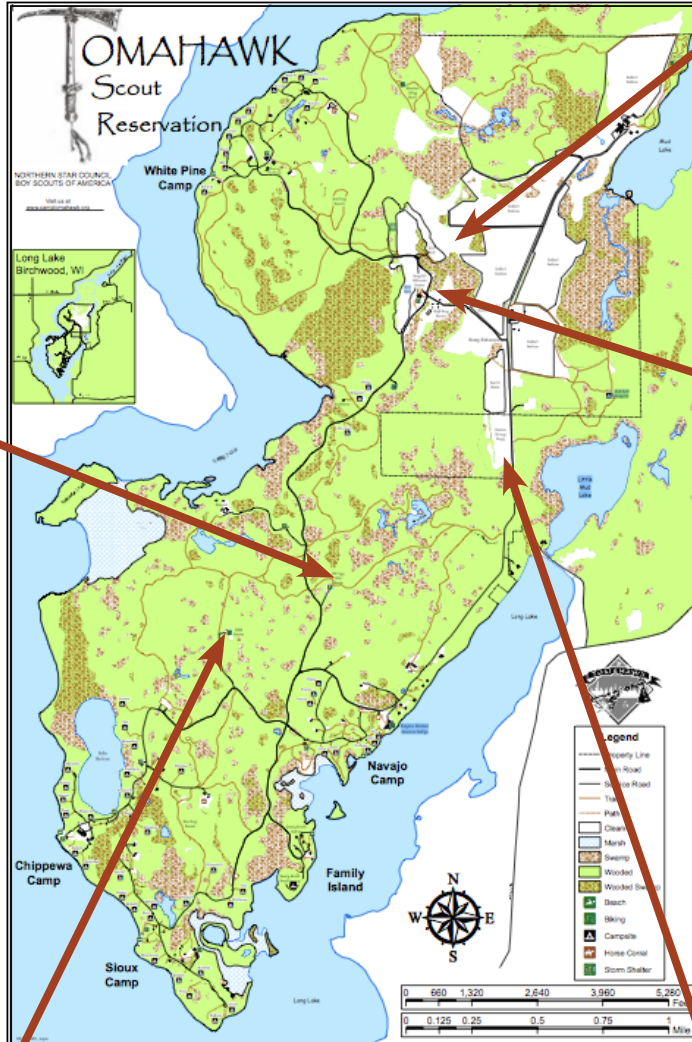
Located near the entrance to camp, the Randall Scout Farm is home to 100 head of bison. Scouts and leaders can hike to the ranch and earn a segment.

Outpost Areas

Tomahawk offers numerous Outpost opportunities and locations, such as Logging Camp, Duck Ponds, and Mud Lake. Scout Craft and Aquatics also offer several excellent outpost opportunities. See your sub-camp leader's companion for more details.

TSR Trail System

Take advantage of the extensive trail system by hiking. Trail heads begin in each sub-camp and are well marked throughout the property.



Disc Golf

If you head to the Welcome Center you can spend time playing our 18-hole Disc Golf Course. You can check out discs from the Welcome Center. The course begins in the field behind the Welcome Center and takes you through the woods and prairies.



Phillippo Fire Tower

Dedicated in 2002, the Phillippo Fire Tower is centrally located on the highest point in camp. Climb up the 100 foot tower for a breathtaking view of Tomahawk and Long Lake!



Golf Driving Range

Located on the left side of the road on the way in to camp, the driving range gives Scouts and leaders a chance to test their golf swing. Find out if you can drive the ball 300 yards! **Only available in the evening.**



Program

Knapp-Stout Logging Camp

About

Logging Camp is centrally located on the property. It is far from the modern conveniences of camp but still within hiking distance of all sub-camps (approximately 2.5 miles).

History

The Knapp-Stout logging camp was built at camp in 2011. Its origin dates back to over 100 years ago. In the late 1800's the Tomahawk property was home to several logging



camps, many owned by the Knapp-Stout logging company.

The goal of Logging Camp is to provide a unique & fun experience to all who enter -- teaching them the history of logging while experiencing the atmosphere as it was back in the day.

The Outpost is like none other at Tomahawk; Campers feel as if they've been transported back in time throughout this program experience.



Accommodations

- Overnight tenting
- Dutch oven treats
- Open fire cooking
- Overnight in a 160 year old cabin
- Fresh 1919 Root-Beer

Activities

- Springboard Traverse
- Spar Pole Climbing
- Two Man Saws
- Campfire Program
- Blacksmithing
- Branding
- Axe Throwing
- Candle Making

Sign us Up!

Each sub-camp has designated times to attend. Talk to your Commissioner to schedule a time. Hike there for an afternoon of fun or spend the night. Express your interest on the Program Planning form.

To maximize your time you can have your meals delivered directly to Logging Camp (**Advance Notice Required**). Staff members will provide a theatrical and entertaining evening campfire program for all campers. After sundown, staff and Scouts share stories and songs around the campfire, while cooking Dutch oven treats.





Program

Venturing at TSR

Tomahawk is a fantastic place to hold your Venturing activities. Our beautiful setting and wide variety of program activities allow you to build an exciting and challenging program that is focused specifically on your crew's interests. No matter which program structure and accommodations you select, your time at Tomahawk is sure to be a highlight of your crew's year!

We are open to working with your crew to develop a unique program to fit your interests. Contact us to begin the custom program design process.

Program Tracks

There are a several different options for your crew to choose from:

- Traditional week at Tomahawk
- Tomahawk High Adventure Base
- Build your own adventure (12 youth required call to make arrangements)

Focus:

- What do you want to accomplish?
- Do you want to work on awards?
- Participate in High Adventure
- Have a relaxed camp?
- Want a shooting experience
- Prepare for a trek?

Schedule:

- We offer flexibility
- Do you want activities in the afternoon & evening so can sleep in?
- Do you want a 3,4,5, or 7 day adventure?
- When can you come? During the week? On weekends?

Food

- Cook your own?
- Prepared food from the Dining Hall, shelter or eat in your site.





Program

Work Party May 18-20

Help us get Tomahawk Scout Reservation ready for summer camp! Food, lodging, fellowship and a special recognition are provided. Both skilled and general labor is needed and is open to adults and youth. Please RSVP at www.CampTomahawk.org



Canvas Setup

- Set up Navajo Tents
- Set up White Pine Tents
- Inspect canvas
- Set up Staff Tenting
- Put up Baker's Tents

Carpentry

Bench repair
Assemble floating dock sections
Prep flag pole project
Sioux Campfire Ring
Cowboy Action Pavillion
Welding Pavillion

Other

Assemble logs for Tomahawk Ranges
Clean around the outside of buildings
Stack firewood at campfire rings

Aquatics

Move boats to racks
Put in small docks
Assemble beach signage
Put out life jackets and paddles

Campsite overview

Clear branches/limbs
Cut back brush in campsites and roads
Clean out bear boxes and latrines

Dining Hall

Move all stored items out
Clean surfaces and window sills/screens/windows
Set up tables
Set up the White Pine Dining Shelter tables
Sand and varnish Dining Shelter Tables





Program

Older Scout Programs

Program Fees

Explore	\$25.00
Trails	\$50.00
Treks	\$50.00
Aquatics	\$50.00
Sparks	\$50.00
NOVA	\$25.00
News Team	\$25.00
Ranch Hands	\$75.00
ATV (one day)	\$25.00
Apostle Islands	\$500.00

Note: Fees listed above (except Apostle Island Sea Kayaking) are in addition to the traditional program fee.

Reservation Notes

- Reserve in SCMS.
- Any no-show participants will be charged the additional fee.
- Reservations open April 1.
All reservations made between April 1 (noon) and April 14 (noon) will be sorted by age and rank.
- Notification of placement will be sent out April 15.
- Reservations made after April 14 at Noon will be first come first served.
- Balance of all fees are due on or before June 1.

Explore

Still need merit badges but are looking for something more? This entry level High Adventure program is offered morning or afternoon. Busing to and from the Welcome Center provided. Youth will be back before the next meal starts.

Activities:

- Paintball Course
- Throwing Stars
- Sporting Arrows
- Blow Guns
- Giant Blob, Iceberg
- High Ropes
- Mountain Biking
- Mountain Boarding



Age Requirement: Entering in the Fall 8th grade OR 13 years old.

Morning Session Option

When: Sunday-Thursday 9a.m.-12p.m.

Block: A,B,C,D

Where: Welcome Center. On the Bus.
Meet at bus stop after breakfast.

Afternoon Session Option

Note: Scouts in this session are able to take merit badges back in the subcamps in the morning and explore in High Adventure in the afternoon!

When: Sunday-Thursday 2p.m.-5p.m.

Block: E

Where: Welcome Center. On the Bus.
Meet at bus stop after lunch.





Program

Older Scout Programs

STEM NOVA Program

Science, Technology, Engineering, and Mathematics are active in all parts of life, even camping. Scouts in STEM NOVA at Tomahawk will explore camp in a whole new way while earning a nationally recognized Boy Scout advancement. They'll do research and science experiments while exploring the camp environment.



Morning NOVA Program

What Do You Earn: You can earn the Shoot and Start your Engines NOVA awards, along with the Robotics and Programming Merit Badges.

Where: Welcome Center via the Bus. Meet at bus stop after breakfast.

When: 9a.m.-12p.m. Sunday - Thursday

Block: A, B, C, D

Age Requirement: Entering 8th grade in the Fall OR 13 years old.

Afternoon NOVA Program

What Do You Earn: You can earn the Designed to Crunch and the Whoosh NOVA Awards, along with the Digital Technology and Electronics Merit Badges.

Where: Welcome Center via the Bus. Meet at the bus stop after Lunch.

When: Sunday-Thursday 2p.m.-5p.m.

Block: E

Age Requirement: Entering 8th grade in the Fall OR 13 years old.

Sparks Program

Make some sparks and learn how to weld and work metal.

What Do You Earn: Welding and Metalwork Merit Badges

Where: Maintenance Shop via bus.

When: Sunday-Friday 9a.m.-12p.m.

Block: A,B,C,D

Age Requirement: Entering 9th grade in the Fall OR 14 years old





Program

Older Scout Programs

News Team

Scouts are reporting the news during camp at Tomahawk! Live radio broadcasts, photojournalism, publishing articles, and touring the local paper are just a few of the opportunities that await if you join the news team. Units have the option to bring an AM radio to camp to tune into the WTSR Radio Station for news, music, and program updates.

What Do You Earn: Radio, Journalism, Moviemaking, and Photography merit badges.

Where: Welcome Center via the Bus. Meet at bus stop after breakfast.

Age Requirement: Entering 8th Grade in the Fall OR 13 years old.

When: Sunday-Friday 9:00a.m.-12:00p.m.

Block: A, B, C,D

Evening Work time may be required.



ATV (one-day program)

In this day long program hands on training participants learn how to handle an ATV safely. Riders will complete a ATV Safety Institute training prior to going on a trail ride. Riders train on the ATV range and then move out on the trails to explore the back trails of Tomahawk.

*Must have a ATV Hold Harmless form completed by parent or guardian to participate. Scout will not be allowed to ride without form and proper clothing.

Where: Welcome Center via the bus.

Meet at bus stop after lunch.

Days: 9:00a.m.-5:00p.m. Monday, Tuesday, Wednesday, Thursday, or Friday

Age Requirement: 14 years of age on day of riding.





Program

Older Scout Programs

Ranch Hands

Take the reins and travel the land of Tomahawk on horseback. This program will teach the basics of riding and more. You will have your own horse to care for during the week.

Activities:

- Horsemanship Merit Badge
- Animal Science
- Extended trail rides
- Horse Ride overnight with dutch oven dinner at Logging Camp

Where: Horse Corral

When: Sunday-Friday 8:45a.m.-12:20p.m.

Blocks: A,B,C,D

Age Requirement: Entering 8th grade in the fall OR 13 years old



Trails Adventure

Weeklong program. Hit the trails in this program. This program will take you to every corner of Tomahawk within its 3,000 acres. **Does not include ATVs**

Activities:

- Cycling Merit Badge
- Horseback Riding
- Mountain biking
- High Ropes
- Mountain Boarding
- Pump Track
- Offsite Biking Outpost on Friday

Where: Meet at bus stop for pick up to multiple locations.

When: Sunday-Friday 9a.m.-5p.m.

Blocks: A,B,C,D,E

Age Requirement: Entering 9th grade in the fall OR 14 years old



Program

Older Scout Programs

TREKS Adventure

Adventure outside of camp all week in TREKS. This is the most extreme program we offer, providing unique experiences.

Activities:


- Whitewater Kayaking on the Brule River
- Rock Climbing at Taylor's Falls
- St. Croix River Canoe Overnight
- High Ropes
- Mountain Biking & Pump Track
- Earn Geology, Climbing, and Kayaking MB
- Mega Tower Climbing

Where: Meet at the bus stop and the TREKS Van will pick you up.

When: Sunday-Thursday 9a.m.-5p.m.

Blocks: A,B,C,D,E

Age Requirement: Entering 9th grade in the fall OR 14 years old.



Aquatics Adventure

If you love water this program based heavily on sailing and kayaking is for you. This weeklong program elevates fun on the water to a whole new level.

Activities:

- Earn Whitewater, Kayaking, and Sailing Merit Badges
- Whitewater overnight on the Brule River
- Wind Surfing
- Catamaran Sailing
- Aqua Rig - Giant Blob and Iceberg

Where: Meet at the Bus Stop and the Aquatics Van will pick you up.

When: Sunday-Thursday 9a.m.-5p.m.

Blocks: A,B,C,D,E

Age Requirement: Entering 9th grade in the fall OR 14 years old.



Program

Older Scout Programs

Apostle Islands Sea Kayaking

This program will find you paddling among the Apostle Islands National Lakeshore in Lake Superior! Participants spend 5 days on the water and 4 nights on islands. You will be off camp property from Sunday-Thursday. Your trek will begin with an orientation to kayaking skills and include tours of the spectacular sea caves.

Registration

- A youth must be 14 years of age OR 13 years of age and completed the 8th grade by date of participation.
- Participation in this trek is limited to 12 participants.
- **Cost for 2018** is \$500 per person. This includes all equipment, staff support, transportation from Tomahawk Scout Reservation and food. A late fee of \$25 will be added for any registrations after March 15.

Register Online: www.CampTomahawk.org

Additional Details

- You must be a strong swimmer, and some kayaking experience is required as you may have to paddle up to 10 miles per day. Participants must pass the BSA Swimmers Test prior to arrival at camp.
- Participants will have the opportunity to earn the Kayaking Merit Badge.
- A comprehensive medical examination is required for all participants because of the higher level of activities. This involves a physician's visit within one year.
- Participants should purchase a set of wetshoes/booties to protect their feet and ankles.
- Participants need to fit all their gear in a five gallon bucket. Dry bags are provided.





Program Family Island

FAMILY ISLAND

Tomahawk Scout Reservation offers programs and facilities for families at Family Island. We offer cabins for rent, tent camping sites, and RV park.

Reservations for these are available to Scouting families. We encourage Scout families to come and enjoy a week at Tomahawk while your unit is in camp or later when the entire family can enjoy a vacation.

Please note that camp standards prohibit pets in camp.

Reservation requests received during the summer are handled at the Welcome Center. Check-in on Saturday is between 1:00p.m. and 5:00p.m., checkout is on the following Saturday by 10:00a.m. Weekday and late arrivals should notify the main desk at camp 715-354-3841 prior to your arrival.

A \$50.00 refundable key, damage, and cleaning deposit is required for all cabins and keys issued.

PROGRAM

Program schedules and visitor guides for Family Island will be provided at check-in. Program activities include:

- Archery
- BB gun shooting (for youth 6+ years old)
- Swimming (adult supervision required)
- Paddle Boat (adult supervision required)
- Equipment for fishing
- Rowboat or canoe (adult supervision required)
- Craft projects (minimal fee)
- Mini Golf
- Fire Tower
- Horse Back Riding (\$10.00 per person, minimum age is 7 years old for trail rides, long pants and closed-toed shoes required)

TENT CAMPING OR RV CAMPERS

Six families can be accommodated each week in the tent camping and RV sites located on Family Island. A water supply, latrine, picnic table, dock, canoe, and rowboat are provided in this area. Indoor restroom and shower facilities are available at Sioux Camp (about 1 mile from Family Island).

A small playground, picnic shelter, and fire ring are also available. There are campsites for trailer campers, mobile units, and tent campers. The cost of a tent site is \$12.00 per night (\$85.00 for the week) and camper sites are \$20.00 per night (\$150.00 for the week). To hold a reservation, a non-refundable deposit of \$50.00 must be made within 10 days of site registration. All campers/RVs that are being used (sleeping, meeting, cooking, or eating) must be parked at Family Island in a reserved site.

Electricity hookups are available, but there are limited water and no sewer hookups available at the tent sites.





Program

Family Island

CABINS

Scouting families may use the facilities of Tomahawk for family camping. Available June through August by advance reservation. Ten cabins, each with a capacity of six persons, are located at Family Island, an area apart from the troop sites.

CABIN PRICES:

Prices for one week at Family Island:

- \$350 per week cabin cost - for families who have a youth family member registered with a troop, pack, or crew or a member of the family is on camp staff.
- \$100 Deposit



CABIN AMENITIES:

- Sleeping accommodations for 6 people: 2 bunk beds and a futon couch
- Kitchens with two burner stove, sink, refrigerator, dishes, pots, pans, a toaster, and a coffee maker (no oven).
- Bathrooms with flush toilet, shower, sink, and hot running water.
- Full use of the picnic area and jungle gym equipment
- Full use of the Family Island Beach area on Long Lake
- Planned programs by the Family Island Staff
- (Note: linens or a cleaning service is not supplied.)

Family's Provide:

- Own Bedding
- Toilet articles
- Food and do their own cooking




RESERVATION PROCEDURES:

The Northern Star Council Camping Committee has developed a policy that provides the families of unit leaders who are in camp the first opportunity to make a reservation at family camp. Families who have members registered with the Northern Star Council are given next priority to make reservations at family camp.

RESERVATIONS

Reservations can be made online at www.CampTomahawk.org





Tomahawk Troop Award

Requirements

Tomahawk Troop Award Form

Troop # _____ Council _____ District _____

The Tomahawk Troop Award is designed as a tool to assist boy and adult Troop leaders in building the quality and character of their Troop and its individual members. The staff will be happy to assist Troop leaders in using this tool, but the Tomahawk Troop Award remains most valuable to the Troop that uses it as a guide for their own Troop operation.

Troops Qualifying as a Tomahawk Troop are eligible to wear the Tomahawk Troop segment (tipi) and will be able to display their Troop neckerchief in the dining hall or program building. To qualify, a Troop must do all of the items listed below.

1. _____ The Troop demonstrates use of the patrol method (campsite arrangement, youth leadership).
2. _____ The Troop does a conservation or camp project (from the camp's approved list or approved by Camp Director).
3. _____ The Troop conducts a campsite inspection and receives a score of 60 or above (inspection sheet attached).
4. _____ The Troop conducts daily flag raising and lowering in their campsite.
5. _____ The Troop practices Leave No Trace principles.
6. _____ The Troop displays reverence by saying grace at every meal and conducts or attends a religious service or vespers.
7. _____ The Troop conducts one or more Patrol Leaders' Council Meetings per week.
8. _____ Each Scout works on Brownsea, a merit badge, or coaches another Scout.
9. _____ The Troop and patrol campsites are visually identified (signs or flags).
10. _____ The Scouts are generally in Scout or Camp uniform (Scout uniform for vespers and the evening flag lowering and meal is encouraged).
11. _____ The conducts a special group program (hike, canoe trip, pioneering project, etc.)
12. _____ The Troop conducts a Troop campfire.
13. _____ The Troop participates in camp-wide programs.
14. _____ 85% of the Scouts in the Troop are in attendance at camp.



Tomahawk Troop Award

Requirements

Tomahawk Troop Award Form

Campsite Inspection Sheet

The camping inspection can be conducted any time during your stay at camp.

Scoring: 3 for exceptional, 2 for average, 1 for below average, 0 for non-performance.

Troops Qualifying as a Tomahawk Troop will be able to display their Troop neckerchief in the dining hall or program building. To qualify, a Troop must do all of the items listed below.

- | | | | |
|---|---|---|---|
| 1 | 2 | 3 | 1. Troop and patrol sites identified with signs or flags. |
| 1 | 2 | 3 | 2. American, Troop, and patrol flags displayed properly. |
| 1 | 2 | 3 | 3. Campsite well laid out (traffic patterns, safety, patrol method, etc.). |
| 1 | 2 | 3 | 4. Tent and tarps properly pitched with correct knots. |
| 1 | 2 | 3 | 5. Campsite is clean. |
| 1 | 2 | 3 | 6. Latrine is cleaned daily. |
| 1 | 2 | 3 | 7. All equipment properly stored and cleaned. |
| 1 | 2 | 3 | 8. Use of Troop bulletin board. Troop program and fireguard plan posted. |
| 1 | 2 | 3 | 9. Patrol duty rosters posted. |
| 1 | 2 | 3 | 10. Clothesline used for airing and drying. |
| 1 | 2 | 3 | 11. Living space in tents neat. Equipment and clothes properly stored. |
| 1 | 2 | 3 | 12. Troop first aid kit available. Scouts have knowledge of location. |
| 1 | 2 | 3 | 13. Fireguard plan followed. |
| 1 | 2 | 3 | 14. Safe Troop site. |
| 1 | 2 | 3 | 15. Axe yard large enough and marked off. |
| 1 | 2 | 3 | 16. Wood tools properly stored (dry). |
| 1 | 2 | 3 | 17. Wood fuel cut and properly stored. |
| 1 | 2 | 3 | 18. Proper storage of fuels other than wood. |
| 1 | 2 | 3 | 19. Safe cooking area (or good manners in dining hall). |
| 1 | 2 | 3 | 20. Evidence of good sanitation (clean dishes, clean trailer/patrol boxes). |
| 1 | 2 | 3 | 21. Proper food storage. |
| 1 | 2 | 3 | 22. Proper garbage and waste disposal. |
| 1 | 2 | 3 | 23. Respect for camp facility (no trenching, tree marking, etc.) |
| 1 | 2 | 3 | 24. All vehicles are parked in proper area at all times (not in campsite or along road) |

Comments:



Program Opportunities for Leaders

We appreciate all the dedicated adult volunteers, that decide to give up their time to spend it at camp. Leaders also have the opportunity to earn their very own merit badge while at camp! If you have earned it before feel free to try and earn it again! There are also numerous trainings available through out the week. Check with your commissioner for details on these trainings.

Trainings Available:

- Climb On Safety
- Safe Swim Defense
- Safety Afloat
- Leave No Trace Awareness
- Wilderness First Aid Training



Leader hang outs:

- Welcome Center
- Driving Range
- Trading Post
- Beach
- Lawn Chair

Visit www.CampTomahawk.org/Adults to learn more!

Scout Leader Merit Badge

Requirements

1. Have at least one leader from your Unit attend every round-table meeting.
2. Make sure all unit vehicles are parked in designated spaces.
3. Complete four of the following:
 - Perform a skit with your Unit at a campfire
 - Participate in a board of review
 - Meet a Scoutmaster from another Unit
 - Attend Chapel Service with your Unit
 - Participate in the Brownsea Program
4. Keep your cool all week. Have your SPL check your progress
5. Teach a first year Scout a new skill and learn something about this Scout
6. Complete four of the following:
 - Outpost hike
 - Polar Bear Swim
 - Belay at the Climbing tower
 - Play disc golf or test your skill on the golf driving range
 - Complete a service project with your unit
 - Climb the Fire Tower
 - Climb a Climbing Tower
7. Complete one of the Following
 - Safe Swim Defense/Safety Afloat
 - Volunteer to help Scouts during two hours of merit badge sessions
 - Attend a Leave No Trace Awareness Workshop
8. Attend three troop activities with your troop
9. Signature of Commissioner
10. Signature of Camp Director



Personal Camping Gear Check List

Use this list to make sure you have everything you need for a great time at camp. Make one Check mark when you have it - and one check mark when you pack it. All items should be marked with name.

- | | |
|--|---|
| <input type="checkbox"/> <input type="checkbox"/> Pack or Sports Bag | <input type="checkbox"/> <input type="checkbox"/> Shorts (2) |
| <input type="checkbox"/> <input type="checkbox"/> Sleeping Bag | <input type="checkbox"/> <input type="checkbox"/> T-shirt (4) |
| <input type="checkbox"/> <input type="checkbox"/> Foam Pad or air mattress | <input type="checkbox"/> <input type="checkbox"/> Sweatshirt, fleece or sweater (2) |
| <input type="checkbox"/> <input type="checkbox"/> Pillow | <input type="checkbox"/> <input type="checkbox"/> Light Jacket |
| <input type="checkbox"/> <input type="checkbox"/> Scout Handbook | <input type="checkbox"/> <input type="checkbox"/> Hat |
| <input type="checkbox"/> <input type="checkbox"/> Flashlight & Extra Batteries | <input type="checkbox"/> <input type="checkbox"/> Pajamas |
| <input type="checkbox"/> <input type="checkbox"/> Mess Kit (Utensils, bowl, cup, plate) | <input type="checkbox"/> <input type="checkbox"/> Watch |
| <input type="checkbox"/> <input type="checkbox"/> Toiletry Kit (toothbrush, toothpaste, shampoo, soap, wash cloth) | <input type="checkbox"/> <input type="checkbox"/> Extra shoes |
| <input type="checkbox"/> <input type="checkbox"/> Sun Screen | <input type="checkbox"/> <input type="checkbox"/> Hiking Boots |
| <input type="checkbox"/> <input type="checkbox"/> Bug Repellent | <input type="checkbox"/> <input type="checkbox"/> Bag for Dirty Laundry |
| <input type="checkbox"/> <input type="checkbox"/> Rain Jacket /Poncho | <input type="checkbox"/> <input type="checkbox"/> Sun Glasses |
| <input type="checkbox"/> <input type="checkbox"/> Pencil & Notebook | <input type="checkbox"/> <input type="checkbox"/> Wallet |
| <input type="checkbox"/> <input type="checkbox"/> Scout Knife | <input type="checkbox"/> <input type="checkbox"/> Backpack |
| <input type="checkbox"/> <input type="checkbox"/> Water Bottle | <input type="checkbox"/> <input type="checkbox"/> Wallet /Spending Money |
| <input type="checkbox"/> <input type="checkbox"/> Mosquito Netting | <input type="checkbox"/> <input type="checkbox"/> Small Container for Bear Box |
| <input type="checkbox"/> <input type="checkbox"/> Swim Suit | <input type="checkbox"/> <input type="checkbox"/> Campfire Props |
| <input type="checkbox"/> <input type="checkbox"/> Towels (2) | <input type="checkbox"/> <input type="checkbox"/> Fishing Gear |
| <input type="checkbox"/> <input type="checkbox"/> Scout Uniform | <input type="checkbox"/> <input type="checkbox"/> Prescription Medicine |
| <input type="checkbox"/> <input type="checkbox"/> Change of Underwear (6) | <input type="checkbox"/> <input type="checkbox"/> Playing Cards |
| <input type="checkbox"/> <input type="checkbox"/> Change of Socks (6) | |
| <input type="checkbox"/> <input type="checkbox"/> Pants (2) | |

Do Not Bring:

- Electronic Games
- Fireworks
- Firearms of any kind
- Alcohol or Illegal Drugs
- Boats (Without Approval)
- Pets
- Cell Phones
- ATVs

Camp Address:

Scout's Name
Campsite and Troop #
Tomahawk Scout Reservation
N1910 Scout Road
Birchwood, WI 54817

Camp *Emergency* Phone Number:
715-354-3841



Swim Classification Procedures

Units may conduct their own test before camp

SWIM CLASSIFICATION PROCEDURES

The swim classification of individuals participating in a Boy Scouts of America activity is a key element in Safe Swim Defense and Safety Afloat. The swim classification tests should be renewed annually, preferably at the beginning of each outdoor season. Traditionally, the swim classification test has only been conducted at a long-term summer camp. However, there is no restriction that this be the only place the test is conducted. It is highly recommended to conduct the swim classification prior to attending summer camp.

All persons participating in BSA aquatics are classified according to their swimming ability. The classification tests and test procedures have been developed and structured to demonstrate a skill level consistent with the circumstances in which the individual will be in the water. The Swimmer's Test demonstrates the minimum level of swimming ability for recreational and instructional activity in a confined body of water with a maximum 12-foot depth, and with shallow water footing or a pool or pier edge always within 25 feet of the swimmer.

Swimmer's Test:

Jump feet first into water over the head in depth, level off, and begin swimming. Swim 75 yards in a strong manner using one or more of the following strokes: side stroke, breast stroke, trudgen, or crawl. Then swim 25 yards using an easy resting back stroke. The 100 yards must be swam continuously and include at least one sharp turn. After completing the swim, rest by floating for about one minute.

Beginners Test:

Jump feet first into water over the head in depth, level off, swim 25 feet on the surface, stop, turn sharply, resume swimming as before, and return to starting place.

Administration of Swim Classification Test

Preferred Method (at unit level with council approved aquatics resource people)

The swim classification test done at a unit level should be conducted by one of the following council approved resource people: Aquatics Instructor, BSA; Aquatics Supervisor, BSA Lifeguard, certified lifeguard, swimming instructor; or swim coach. When the unit goes to a summer camp, each individual will be issued a buddy tag under the direction of the Camp Aquatics Director for use at the camp. Northern Star Council requires that swim classification tests be conducted within three months prior to the unit's arrival at camp. The signed form must be presented upon arrival in camp.

At Camp Option

The swim classification test is completed before your first aquatic activity by camp aquatics personnel.

Special Note:

When swim tests are conducted away from or at camp, the Aquatics Director shall at all times reserve the authority to review or retest individuals or entire units to ensure that standards have been maintained.

Printable versions available online at www.CampTomahawk.org/Resources

Unit Swim Classification Record

This is the individual's swim classification as of this date. Any change in status after this date i.e., non-swimmer to beginner or beginner to swimmer, would require a reclassification test by the Camp Aquatics Director.

Unit Number _____

Date of Swim Test _____

	Full Name (Please print)	Swim Classification		
		Non-swimmer	Beginner	Swimmer
1.				
2.				
3.				
4.				
5.				
6.				
7.				
8.				
9.				
10.				
11.				
12.				
13.				
14.				
15.				
16.				
17.				
18.				
19.				
20.				
21.				
22.				
23.				
24.				
25.				

Name of Person Conducting Test

Print Name

Signature

Address

City, State, Zip

Phone #

Qualifications: _____

Unit Leader: _____

Print Name

Signature



Tomahawk Scout Reservation

2019 Campsite Reservation

UNIT INFORMATION

Scout Troop# _____ Venture Crew # _____

Council _____ District _____

Troop Summer Camp Coordinator Contact Information: *Please print neatly*

Name _____ Phone# (D) _____ (E) _____

Address _____ City _____ State _____ Zip _____

Email Address _____ (required)

CAMPSITE SELECTION: Units can have their same campsite for the same week as 2018 if the reservation is in the service centers on or before May 1, 2018. (FOR EXAMPLE: A unit reserving Chickasaw campsite Week 1 in 20178 will be able to reserve Week 1 Chickasaw for 2019). A deposit of \$100.00 will be due at the time a reservation is submitted.

Units that did not attend Tomahawk in 2018, or those wishing to change sites, will have their campsite reservation placed after returning units have been placed by May 5, 2018.

If more than one new unit, or a unit changing sites, wants the same campsite a lottery will be held on May 6, 2018 to place the units. Units occupying less than 50% of the listed campsite capacity may be required to share their campsite. Note: Campsite capacities are noted on the Tomahawk campsite availability chart.

1st Choice: CAMP _____ CAMPSITE _____

2nd Choice: CAMP _____ CAMPSITE _____

DATE SELECTION: Check week(s)	() Week 5	July 13 - July 20, 2019	
() Week 1	June 15 - June 22, 2019	() Week 6	July 20 - July 27, 2019
() Week 2	June 22 - June 29, 2019	() Week 7	July 27 - August 3, 2019
() Week 3	June 29 - July 6, 2019	() Week 8	August 3 - August 10, 2019
() Week 4	July 6 - July 13, 2019	() Week 9	August 10 - August 17, 2019

ATTENDANCE: Estimated number of Scouts _____ Number of Leaders _____

We are willing to share our site _____ Yes _____ No We will call first, if you check yes.

HOW DID YOU HEAR ABOUT US?

☐ Previous Camper (Year last at TSR _____) ☐ Website ☐ Advertisement in Scouting Magazine☐ Word of Mouth ☐ Other: _____

TO DO:

☐ Enclose \$100.00 non-refundable deposit (reservation not valid until deposit received)☐ Mail check along with this form to:

Northern Star Council
Tomahawk Scout Reservation
393 Marshall Avenue
St Paul, MN 55102-1717

Phone: 651-254-9158 Fax: 763-231-7202

PAYMENT SCHEDULE

1. \$100.00 due with reservation form
2. \$25.00 per Scout deposit due April 15, 2019
3. Balance of fees due June 1.

FOR OFFICE USE ONLY: Date: _____

Total \$ _____ Cash _____ Check# _____

Received By: _____ TSR19

All-Terrain Vehicle (ATV) Program

Participation and Hold-Harmless Agreement

Tomahawk Scout Reservation from the Northern Star Council will be conducting an ATV program at camp. Scouts will be instructed how to ride on and drive an ATV. Scouts will be taught ATV safety and will drive on a training course, then on approved trails only. Scouts will be on the unit individually and in control of the power and brakes. Scouts will be required to wear a helmet, goggles, gloves, over-the-ankle boots, long-sleeve shirts, and long pants. Scouts are expected to abide by all safety rules and the instructions of the camp instructor(s).

I, the undersigned, give my child, _____, from Unit _____ (troop, crew, post) permission to participate in this program. I understand that participation in the activity involves a certain degree of risk. I have carefully considered the risk involved and have given consent for my child to participate in the activity. I understand that participation in the activity is entirely voluntary and requires participants to abide by the rules and standards of conduct. I release the Boy Scouts of America, the local council, the activity coordinators, and all employees, volunteers, related parties, or other organizations associated with the activity from any and all claims or liability arising out of this participation.

For safety, my child and I agree that he/she will do the following or he/she will be removed from the program. Because space is limited, any additional cost associated with participation in this program will not be refunded.

1. Complete the ATV safety class taught at Tomahawk Scout Reservation
2. Wear all required safety gear at all times on or around the equipment.
3. Follow all safety rules provided in the training class.
4. Follow the instructions of the camp staff instructor(s).
5. Maintain control of the ATV at all times and remain within the speed determined to be safe by the camp instructor(s).
6. Be in full compliance with all local, state, and federal guidelines, including age restrictions and original equipment manufacturer standards.
7. Respond to the camp satisfaction survey from the Boy Scouts of America as it evaluates the ATV program.

Participants need to bring the following in order to ride:

- ☐ Long sleeve shirt
- ☐ Long Pants
- ☐ Ankle-high boots

Tomahawk will provide all other safety equipment needed to ride.

All Riders must be age 14 on the day of riding to participate.

Participant's signature: _____ Date: _____

Parent/guardian signature: _____ Date: _____

Parent/guardian printed name: _____ Date: _____

Home phone: _____ Cell phone: _____

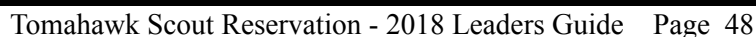
Email address (for survey purposes only): _____



BOY SCOUTS OF AMERICA®

N1910 Scout Road
Birchwood WI, 54817
(715) 354- 3841

N1910 Scout Road
Birchwood WI, 54817
(715) 354- 3841



Tomahawk Scout Reservation

N1910 Scout Road, Birchwood, WI 54817

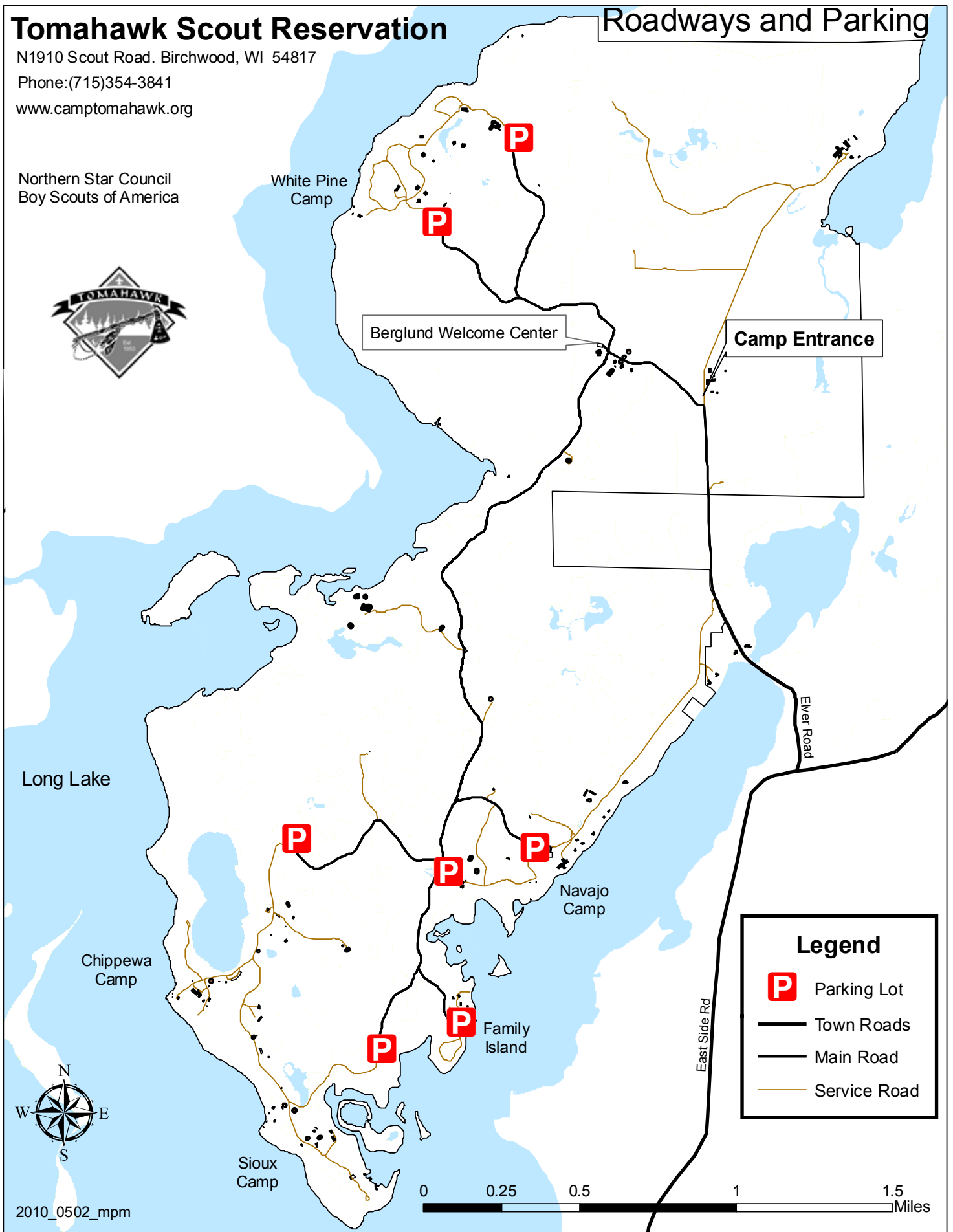
Phone: (715) 354-3841

www.camptomahawk.org

Northern Star Council
Boy Scouts of America



Roadways and Parking





Timeline

Dates and Tasks to Remember

Documents and Items to remember prior to Camp - Timeline		
✓	Date	Item
	April 1	High Adventure registration opens for requests at Noon.
		Encourage all participants to schedule a physical exam with a doctor
		Confirm Scouts attending camp and collect deposits
		Scouts begin selecting advancement opportunities and work on prerequisites
	April 15	Due Date: Youth Deposits submitted to Council Office - Use Form
		Distribute Personal Camping Gear Checklist to all campers for review
	May 1	Due Date: 2019 Campsite Reservation Priority Deadline -Use Form
		PLC reviews each patrol's program planning sheet and finalize selections
	June 1	Due Date: Final Payment for all participants submitted to Council Office - Use Form
		Due Date: Submit Unit Roster and Merit Badge selections to SCMS
		Due Date: Submit Program Planning Form Online
		Wildlife Training Conducted with Scouts and Parents
		Check that all Scouts and Adults attending are registered with unit.
		Troop T-shirt ordered (Optional)
		Troop Swim Checks Conducted (Highly Recommended)
	2 Weeks Before Camp	Submit camping equipment request to SCMS
		Contact Camp about any special dietary needs (allergies, religious, restrictions, etc.)
		Collect Health and Medical Records for all campers.
	Bring to Camp	Participant physicals and health forms (Parts A, B, and C)
		ATV release statements (only for youth participating in ATV Day ride or RIDE)
		Unit insurance certificate (N/A if from Northern Star Council)
		Meal Count Sheet
		Unit checkbook to pay for trading post charges and incidentals

2019 Campsite Reservations

Troop campsite reservations for Tomahawk's camping season in 2019 will be open on January 1, 2018. Priority deadline for reserving your same campsite & same week as 2018 is May 1, 2018. Check reservation form for details.

FOR MORE INFORMATION

Northern Star Council, BSA
393 Marshall Avenue
St. Paul, MN 55102
763-231-7201

Tomahawk Scout Reservation
N1910 Scout Road
Birchwood, WI 54817
715-354-3841 (after June 1)

www.CampTomahawk.org
kburbank@nsbsa.org